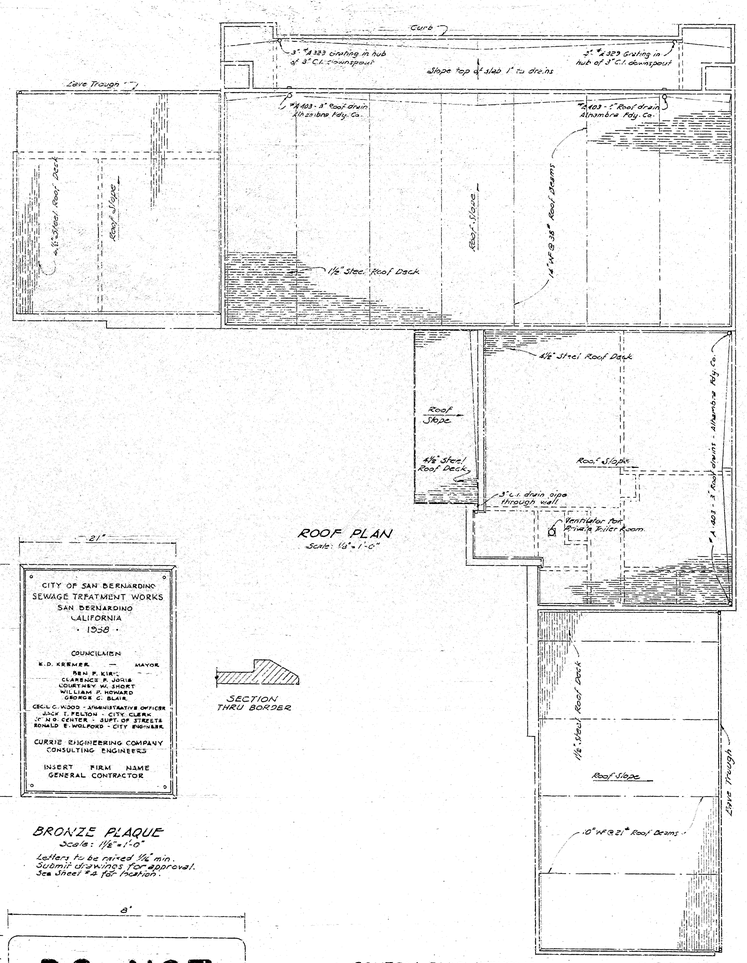

ROOF PLAN
Scale: 1/16" = 1'-0"

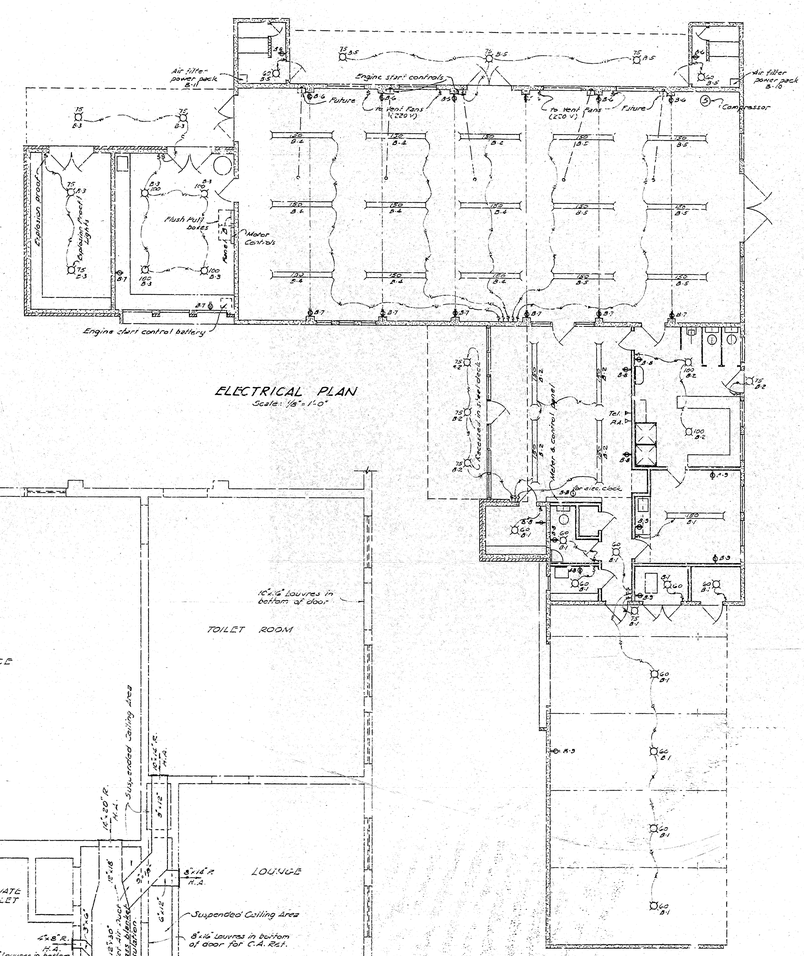

ELECTRICAL PLAN
Scale: 1/16" = 1'-0"

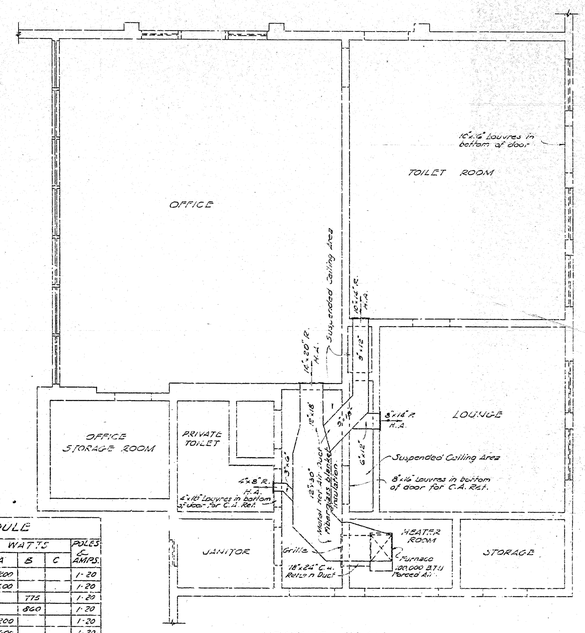

HEATING PLAN
Scale: 1/16" = 1'-0"

Note: One - 80,000 BTU, gas fired, forced air space heater installed in vestibule. See Change Order No. 6.

BRONZE PLAQUE
Scale: 1½" = 1'-0"

Letters to be raised 1/16" min.
Submit drawings for approval.
See Sheet #4 for location.

SECTION THRU BORDER



SIGNS
Scale: ½ Full Size
80 REQUIRED
To be baked enamel on #20 gage steel.

· CONTROL BLDG. LIGHTING ·

PANEL SCHEDULE

CIR. NO.	OUTLETS LTS	OUTLETS Other	USE OR LOCATION	WATTS A	WATTS B	WATTS C	POLES & AMPS
1	11		Rear rms. & Garage	825			1-20
2	10		Office & Locker	1100			1-20
3	7		Office & Workshop		700		1-20
4	9		Blower room		1350		1-20
5	11		Blower rm. & Porch	1345			1-20
6		8	Blower room	1200			1-20
7		6	" "		1800		1-20
8		7	Rear rooms		1050		1-20
9	5		" "		750		1-20
10		1	Air filter	300			1-20
11		1	" "	300			1-20
12		1	Heater			500	2-20
13		1	Control panel		200		1-15
14		1	Air comp. pump			2800	2-20
15		1	Spare				1-20
16		1	"				1-20

· PUMP BLDG. LIGHTING ·

PANEL SCHEDULE

CIR. NO.	OUTLETS LTS	OUTLETS Other	USE OR LOCATION	WATTS A	WATTS B	WATTS C	POLES & AMPS
1	6		Motor room	1200			1-20
2	6		Under walk Lights	600			1-20
3	2		Lab. - Storage - Toilet		775		1-20
4	5		Pump Bldg.		850		1-20
5		7	" "	1200			1-20
6		5	" "	600			1-20
7	15		Outside Lights	2100	1800		2-25
8							
9		1	Bath heater			1750	2-20
10		1	Lab. Fume hood			3000	2-20
11		1	" " "		2000		1-20
12		1	Motor equipment		150		1-15
13		1	Spare				1-20
14		1	"				1-20
15							
16							

· LEGEND ·

- 48 — Slimline Fluorescent Lighting Fixture with wattage.
- 60 — Incandescent Light Fixture with wattage.
- Plug Receptacle
- B-2 — Panel and circuit number
- Electric Switch

REVISED "AS BUILT"

SEWAGE TREATMENT WORKS
SAN BERNARDINO
CALIFORNIA
1958

CURRIE ENGINEERING COMPANY
CONSULTING ENGINEERS

CONTROL BUILDING
ROOF PLAN - HEATING & ELECTRICAL | 6

69/132

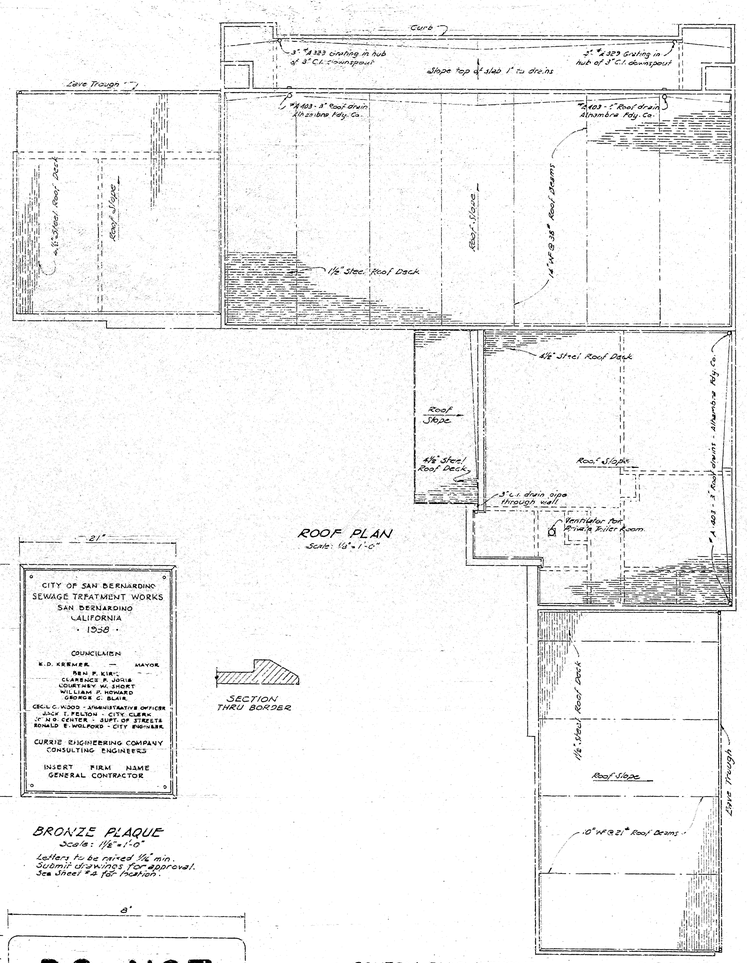

ROOF PLAN
Scale: 1/16" = 1'-0"

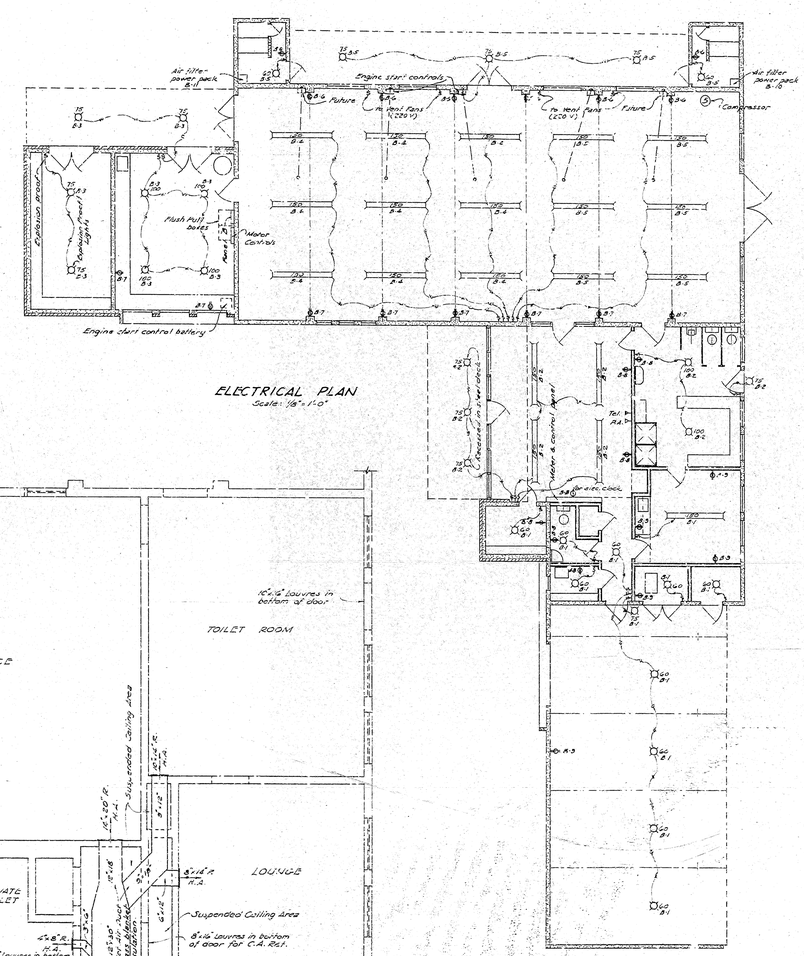

ELECTRICAL PLAN
Scale: 1/16" = 1'-0"

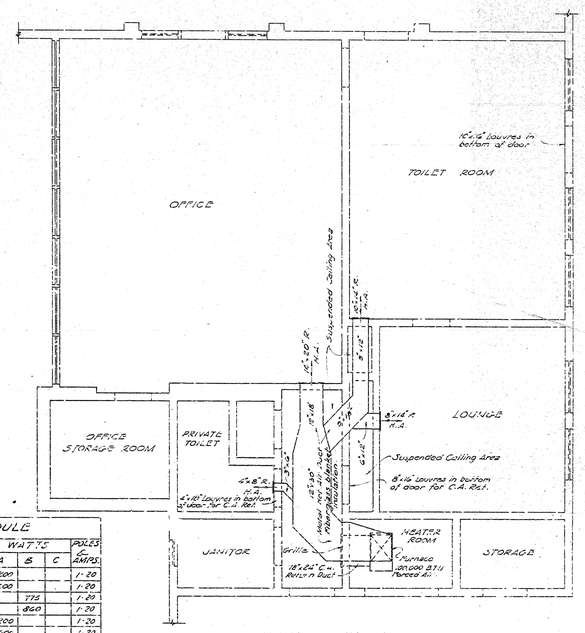

HEATING PLAN
Scale: 1/16" = 1'-0"

Note: One - 80,000 BTU, gas fired, forced air space heater installed in vestibule. See Change Order No. 6.

BRONZE PLAQUE
Scale: 1½" = 1'-0"

Letters to be raised 1/16" min.
Submit drawings for approval.
See Sheet #4 for location.

SECTION THRU BORDER



SIGNS
Scale: ½ Full Size
80 REQUIRED
To be baked enamel on #20 gage steel.

· CONTROL BLDG. LIGHTING ·

PANEL SCHEDULE

CIR. NO.	OUTLETS LTS	OUTLETS Other	USE OR LOCATION	WATTS A	WATTS B	WATTS C	POLES & AMPS
1	11		Rear rms. & Garage	825			1-20
2	10		Office & Locker	1100			1-20
3	7		Office & Workshop		700		1-20
4	9		Blower room		1350		1-20
5	11		Blower rm. & Porch	1345			1-20
6		8	Blower room	1200			1-20
7		6	" "		1800		1-20
8		7	Rear rooms		1050		1-20
9	5		" "		750		1-20
10		1	Air filter	300			1-20
11		1	" "	300			1-20
12		1	Heater			500	2-20
13		1	Control panel		200		1-15
14		1	Air comp. pump			2800	2-20
15		1	Spare				1-20
16		1	"				1-20

· PUMP BLDG. LIGHTING ·

PANEL SCHEDULE

CIR. NO.	OUTLETS LTS	OUTLETS Other	USE OR LOCATION	WATTS A	WATTS B	WATTS C	POLES & AMPS
1	6		Motor room	1200			1-20
2	6		Under walk Lights	600			1-20
3	2		Lab. - Storage - Toilet		775		1-20
4	5		Pump Bldg.		850		1-20
5		7	" "	1200			1-20
6		5	" "	600			1-20
7	15		Outside Lights	2100	1800		2-25
8							
9		1	Bath heater			1750	2-20
10		1	Lab. Fume hood			3000	2-20
11		1	" " "		2000		1-20
12		1	Motor equipment		150		1-15
13		1	Spare				1-20
14		1	"				1-20
15							
16							

· LEGEND ·

- 48 — Slimline Fluorescent Lighting Fixture with wattage.
- 60 — Incandescent Light Fixture with wattage.
- Plug Receptacle
- B-2 — Panel and circuit number
- Electric Switch

REVISED "AS BUILT"

SEWAGE TREATMENT WORKS
SAN BERNARDINO
CALIFORNIA
1958

CURRIE ENGINEERING COMPANY
CONSULTING ENGINEERS

CONTROL BUILDING
ROOF PLAN - HEATING & ELECTRICAL | 6

69/132